

The Number of Sold Properties by Month

May-08 vs. May-09: The number of sold properties is down 8%

MLS: WRAR

Time Period: 1 year (monthly)

Price: \$50,000-\$300,000

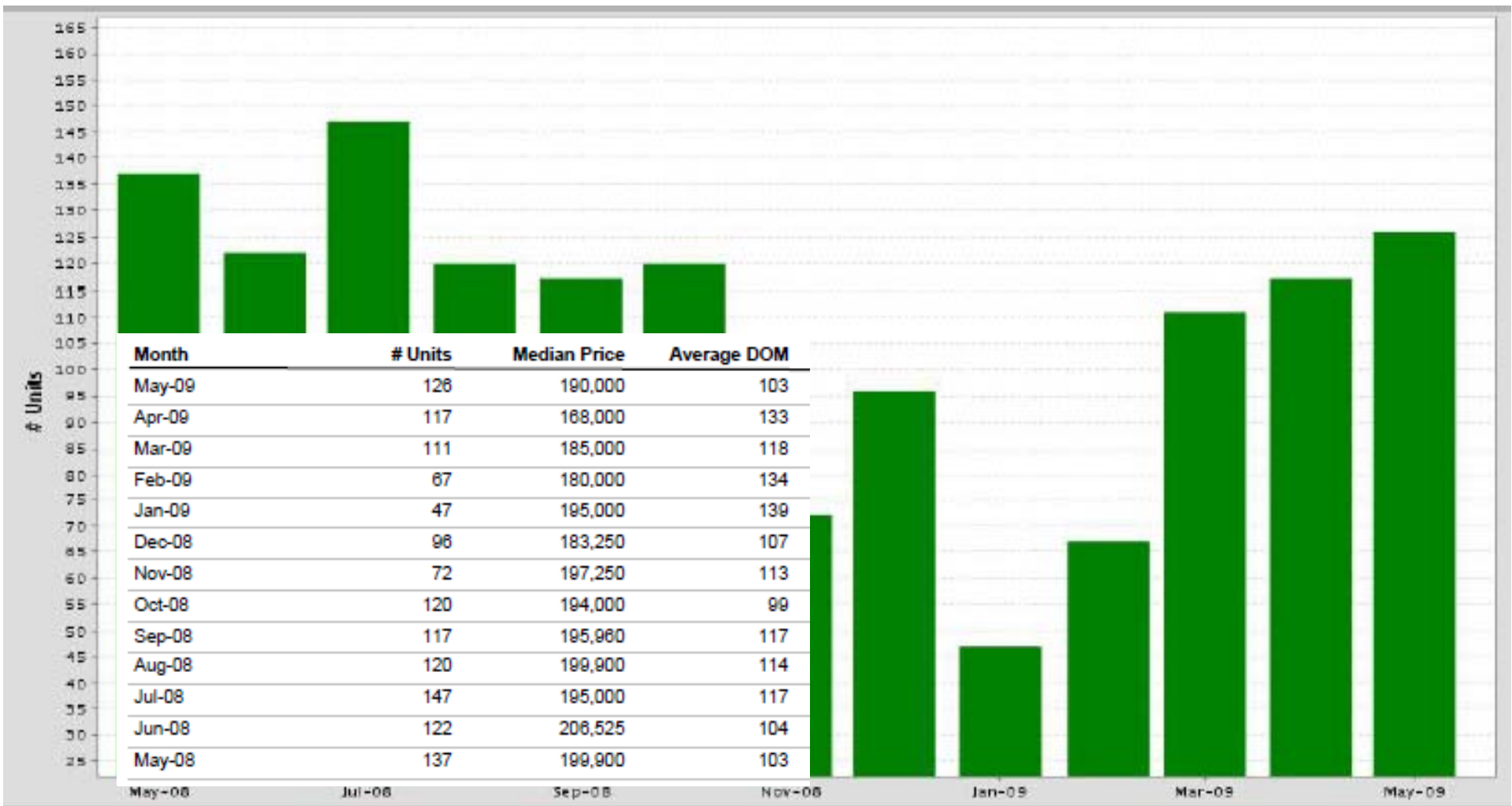
Construction Type: All

Bedrooms: All

Bathrooms: All

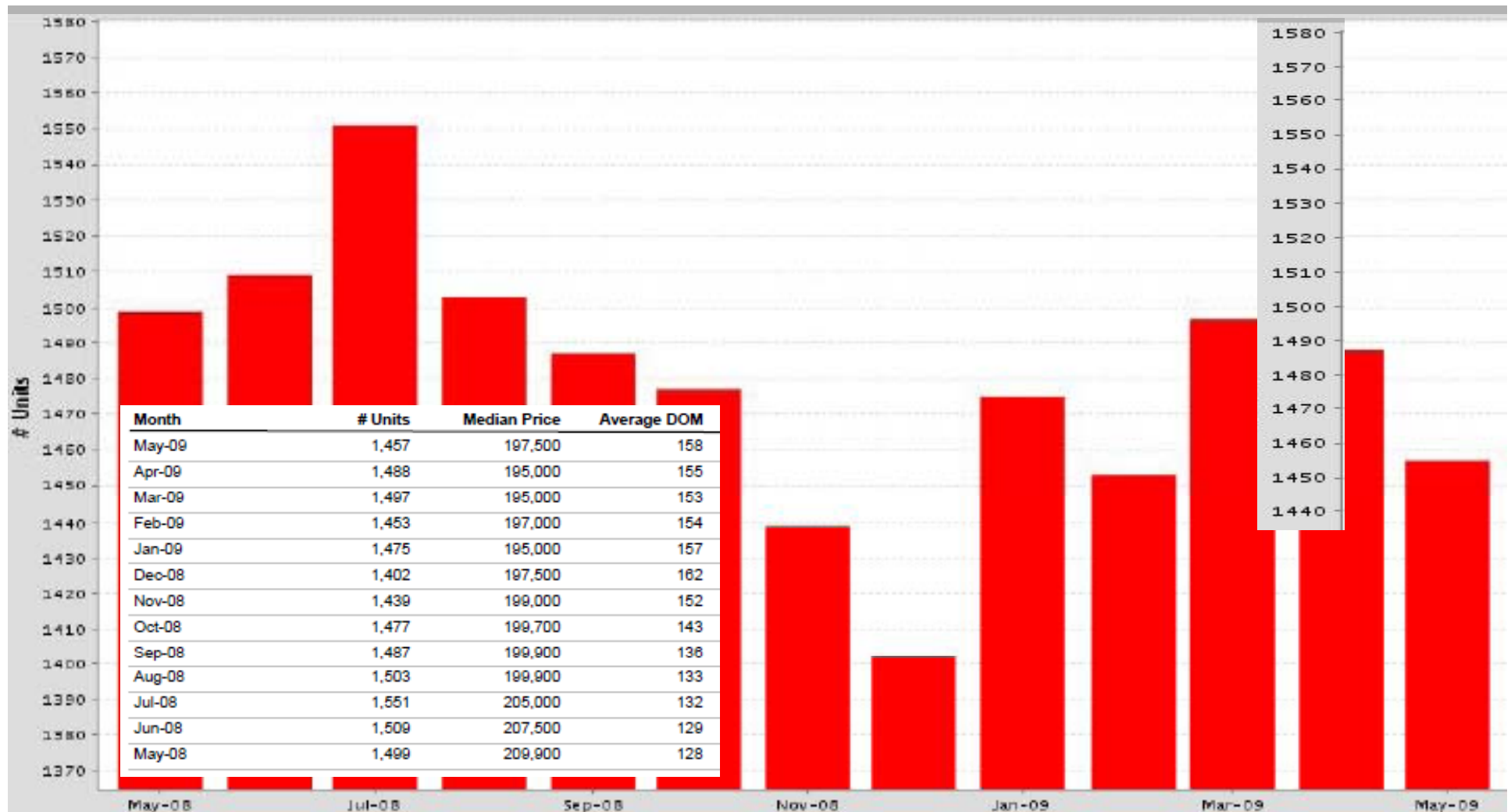
Property Types: Residential (Stick Built)

Counties: New Hanover



The Number of For Sale Properties By Month

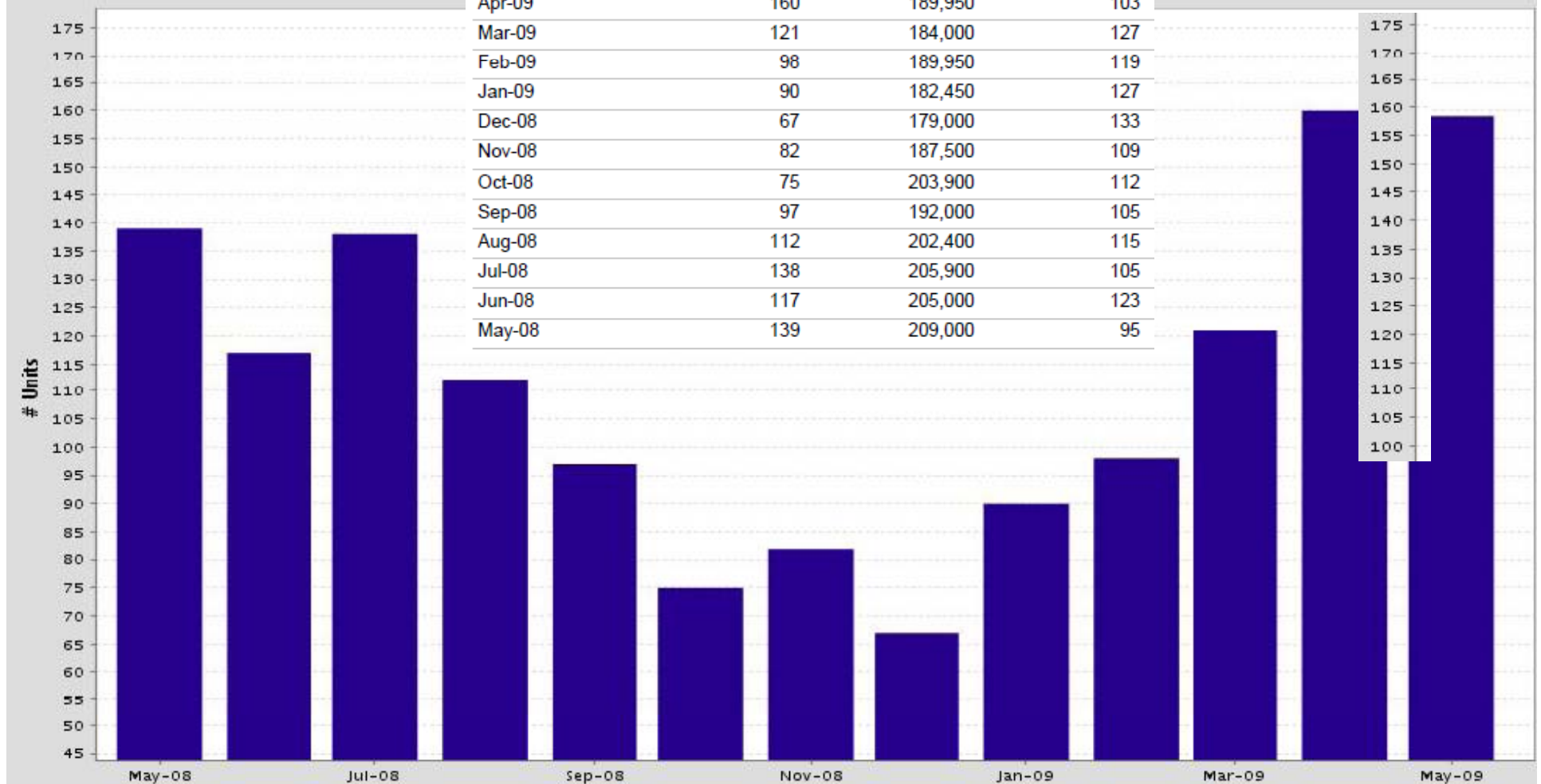
May-08 vs. May-09: The number of for sale properties is down 3%



The Number of Under Contract Properties by Month¹

May-08 vs. May-09: The number of under contract properties is up 14%

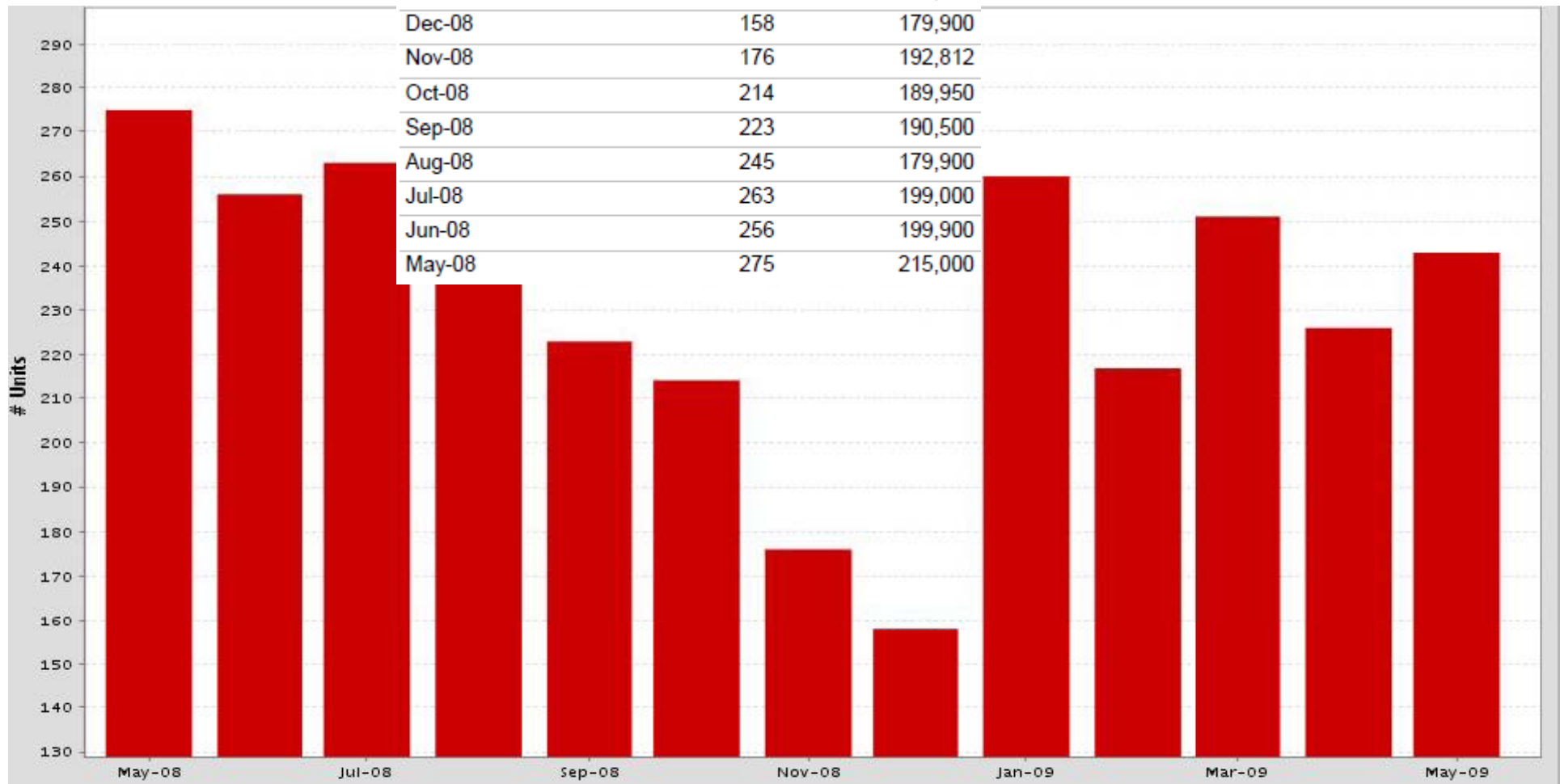
Month	# Units	Median Price	Average DOM
May-09	159	193,000	107
Apr-09	160	189,950	103
Mar-09	121	184,000	127
Feb-09	98	189,950	119
Jan-09	90	182,450	127
Dec-08	67	179,000	133
Nov-08	82	187,500	109
Oct-08	75	203,900	112
Sep-08	97	192,000	105
Aug-08	112	202,400	115
Jul-08	138	205,900	105
Jun-08	117	205,000	123
May-08	139	209,000	95



The Number of New Properties Listed by Month

May-08 vs. May-09: The number of new properties is down 12%

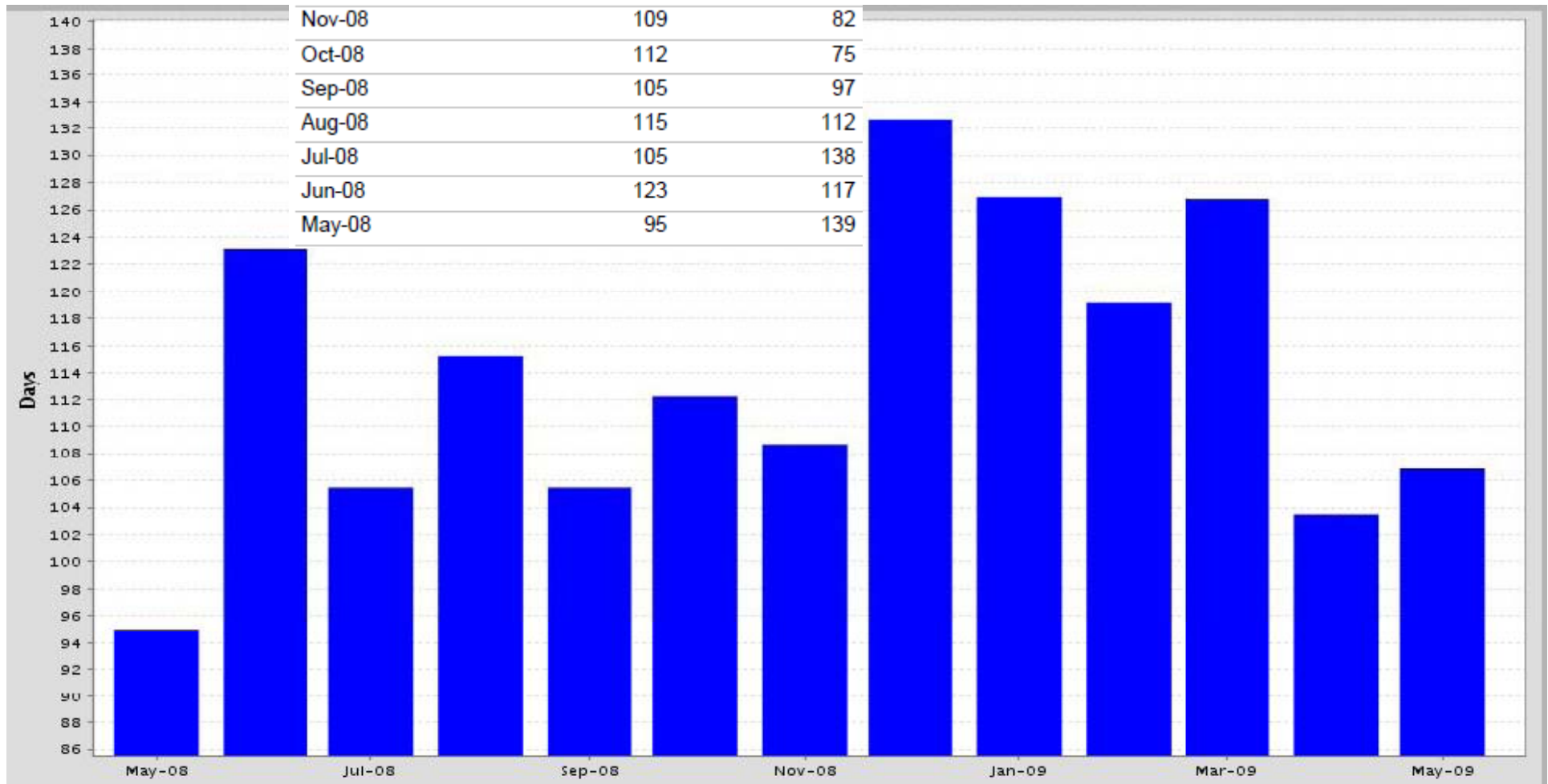
Month	# Units	Median Price
May-09	243	199,900
Apr-09	226	194,450
Mar-09	251	189,800
Feb-09	217	198,900
Jan-09	260	189,900
Dec-08	158	179,900
Nov-08	176	192,812
Oct-08	214	189,950
Sep-08	223	190,500
Aug-08	245	179,900
Jul-08	263	199,000
Jun-08	256	199,900
May-08	275	215,000



The Average Days on Market by Month

May-08 vs. May-09: The average days on market is up 13%

Month	Average DOM	# UC Units
May-09	107	159
Apr-09	103	160
Mar-09	127	121
Feb-09	119	98
Jan-09	127	90
Dec-08	133	67
Nov-08	109	82
Oct-08	112	75
Sep-08	105	97
Aug-08	115	112
Jul-08	105	138
Jun-08	123	117
May-08	95	139



Months Supply of Inventory

Co

May-08 vs. May-09: The average months supply of inventory is down 18%

Month	# Units For Sale Last Day of Month	# UC Units During Month	MSI	UC Average DOM
May-09	1,165	159	7.3	107
Apr-09	1,214	160	7.6	103
Mar-09	1,262	121	10.4	127
Feb-09	1,246	98	12.7	119
Jan-09	1,236	90	13.7	127
Dec-08	1,215	67	18.1	133
Nov-08	1,244	82	15.2	109
Oct-08	1,263	75	16.8	112
Sep-08	1,263	97	13.0	105
Aug-08	1,264	112	11.3	115
Jul-08	1,258	138	9.1	105
Jun-08	1,284	117	11.0	123
May-08	1,245	139	8.9	95

