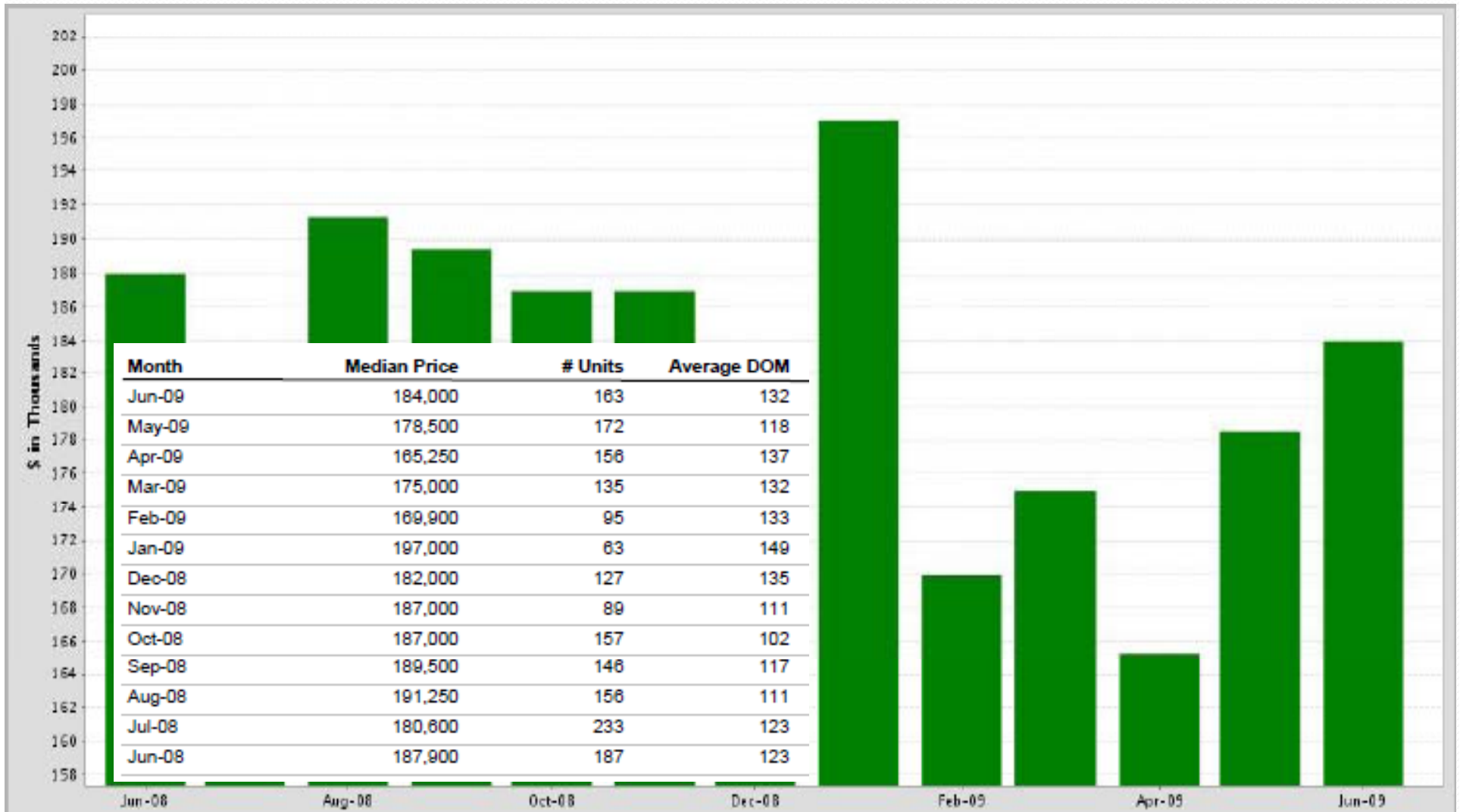


Median Sold Price by Month

Jun-08 vs. Jun-09: The median sold price is down 2%

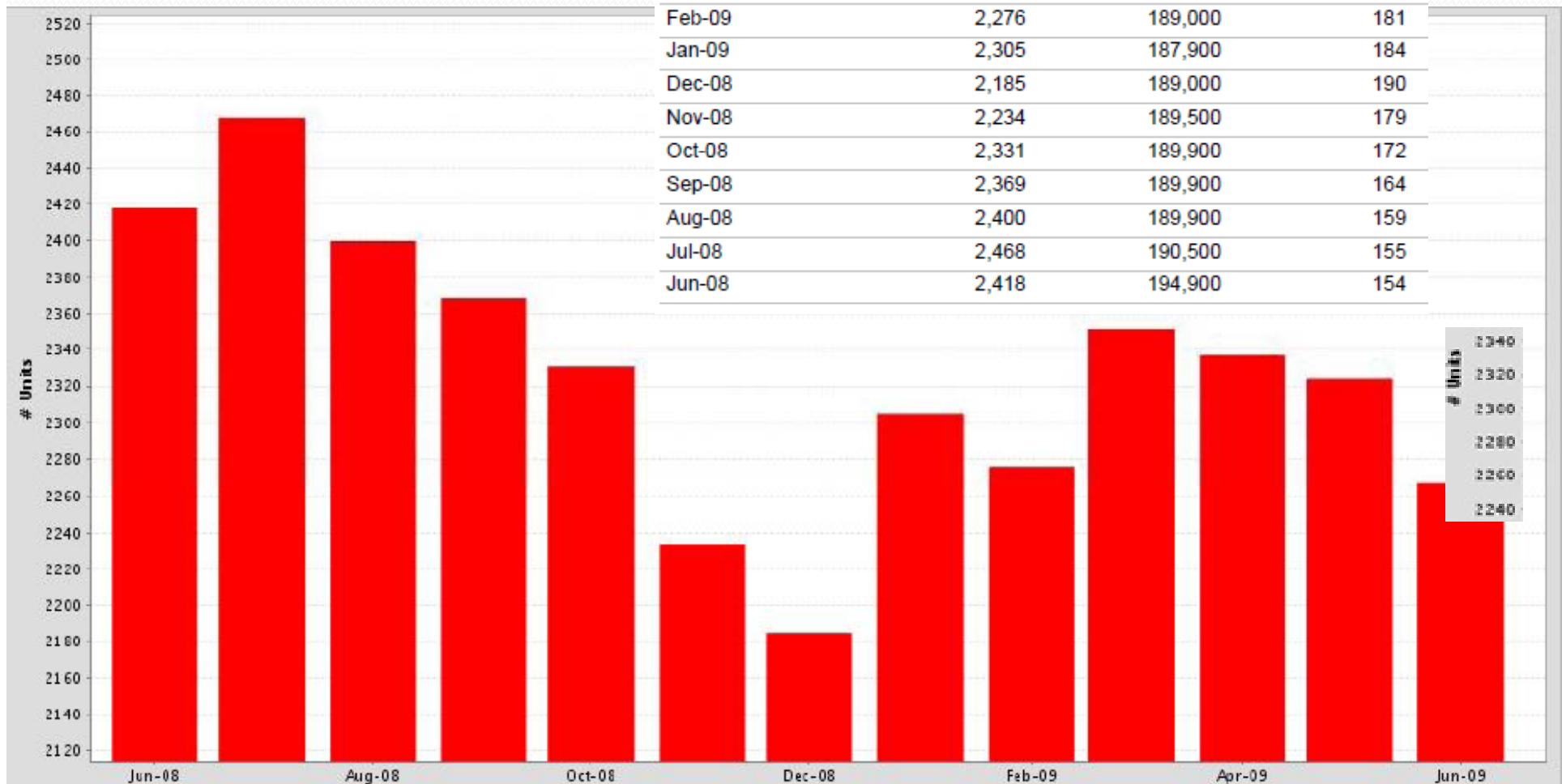
Jun-08 vs. Jun-09			
Jun-08	Jun-09	Change	%
187,900	184,000	-3,900	-2%



The Number of For Sale Properties By Month

Jun-08 vs. Jun-09: The number of for sale properties is down 6%

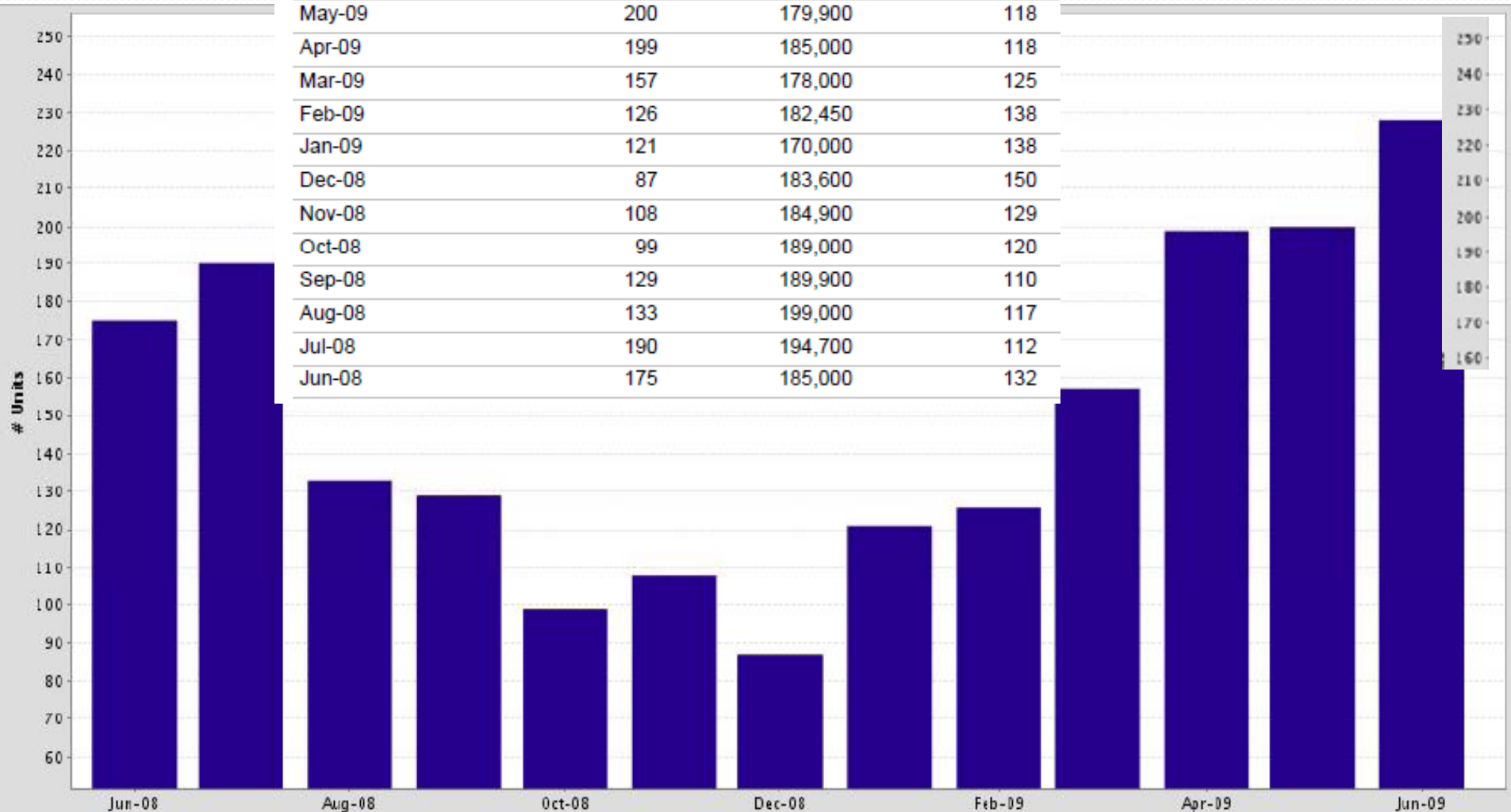
Month	# Units	Median Price	Average DOM
Jun-09	2,267	189,000	181
May-09	2,324	186,450	184
Apr-09	2,337	186,900	179
Mar-09	2,351	186,000	179
Feb-09	2,276	189,000	181
Jan-09	2,305	187,900	184
Dec-08	2,185	189,000	190
Nov-08	2,234	189,500	179
Oct-08	2,331	189,900	172
Sep-08	2,369	189,900	164
Aug-08	2,400	189,900	159
Jul-08	2,468	190,500	155
Jun-08	2,418	194,900	154



The Number of Under Contract Properties by Month

Jun-08 vs. Jun-09: The number of under contract properties is up 30%

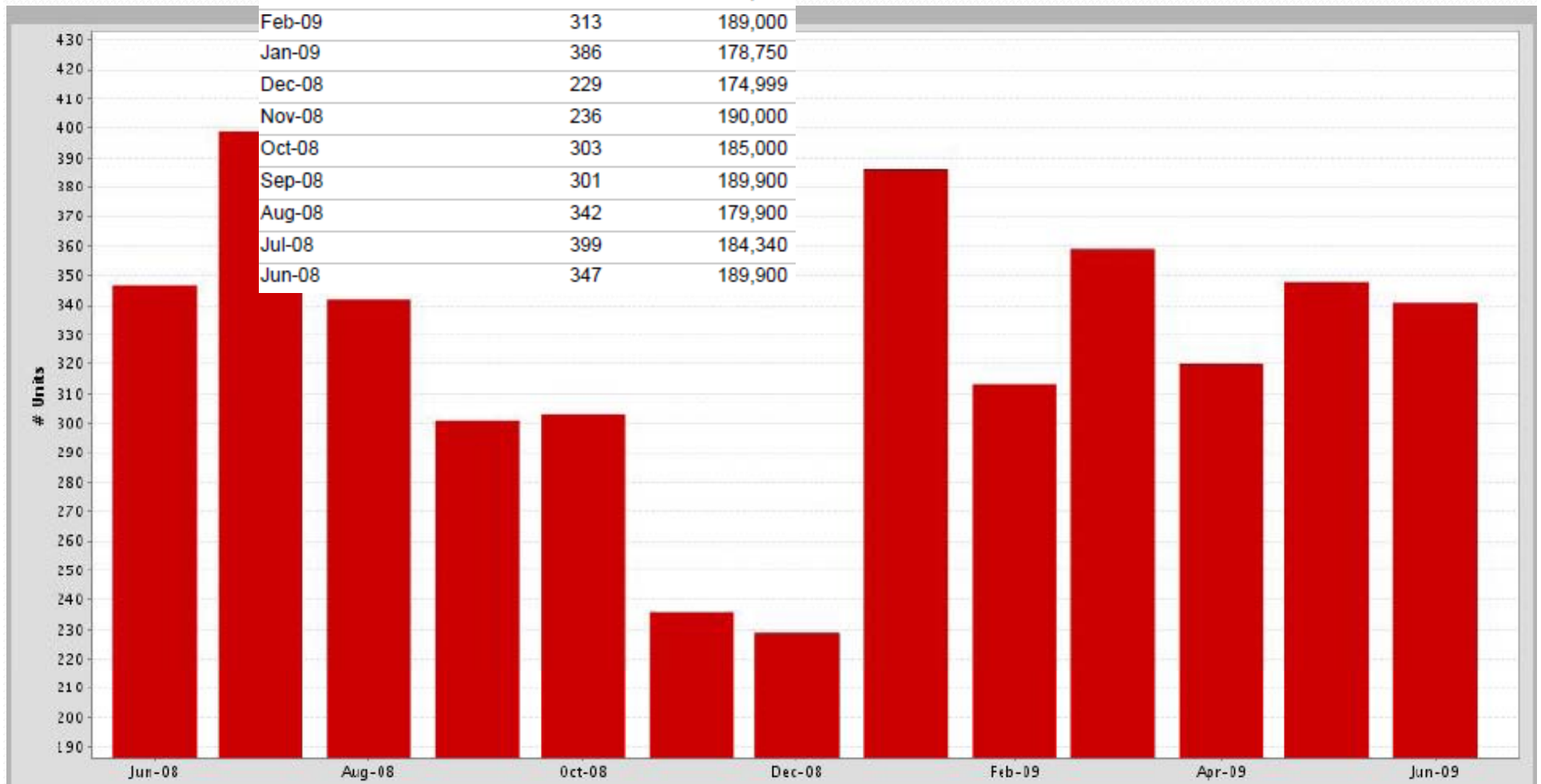
Month	# Units	Median Price	Average DOM
Jun-09	228	179,000	132
May-09	200	179,900	118
Apr-09	199	185,000	118
Mar-09	157	178,000	125
Feb-09	126	182,450	138
Jan-09	121	170,000	138
Dec-08	87	183,600	150
Nov-08	108	184,900	129
Oct-08	99	189,000	120
Sep-08	129	189,900	110
Aug-08	133	199,000	117
Jul-08	190	194,700	112
Jun-08	175	185,000	132



The Number of New Properties Listed by Month

Jun-08 vs. Jun-09: The number of new properties is down 2%

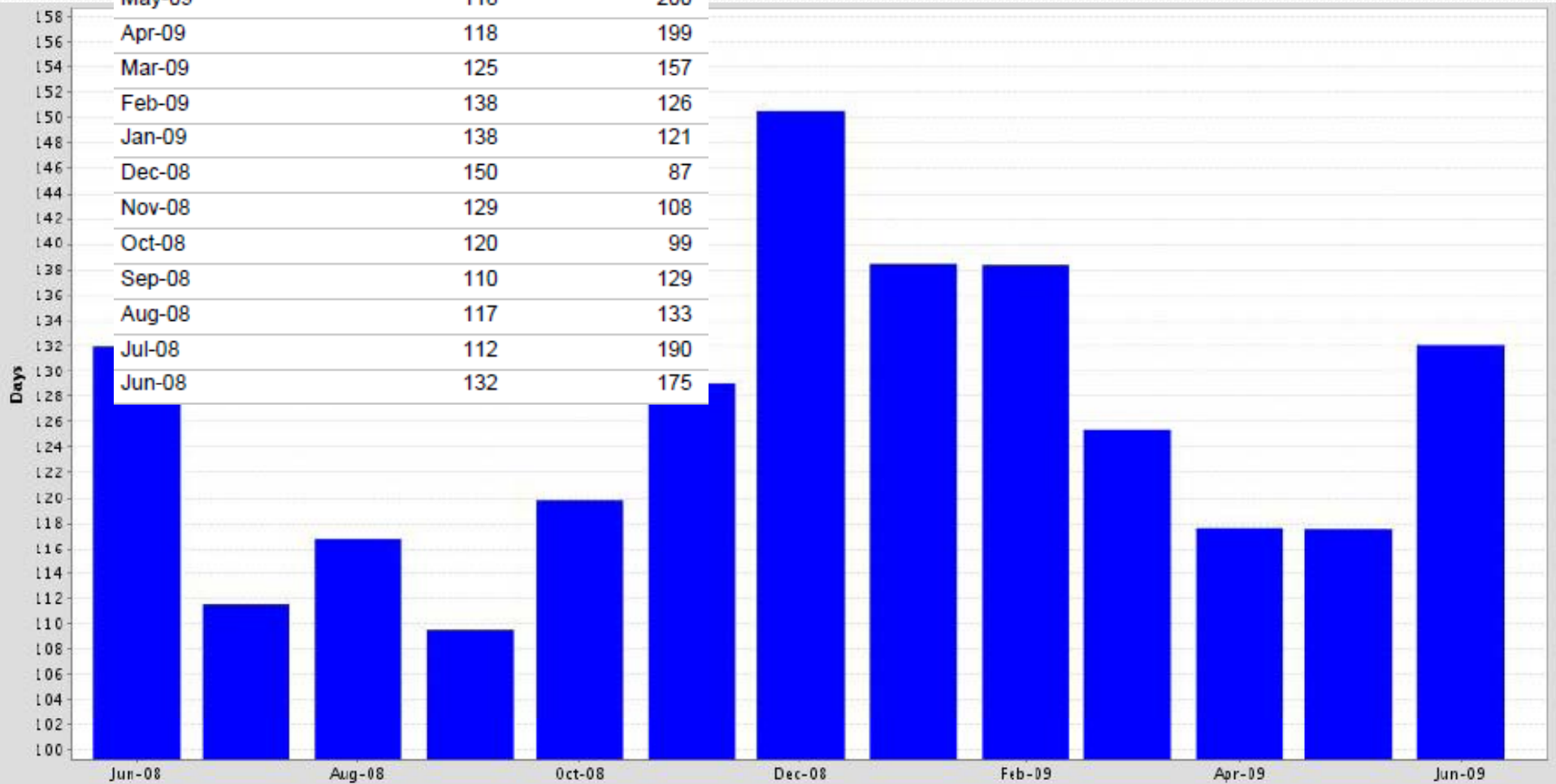
Month	# Units	Median Price
Jun-09	341	184,900
May-09	348	188,000
Apr-09	320	187,450
Mar-09	359	184,900
Feb-09	313	189,000
Jan-09	386	178,750
Dec-08	229	174,999
Nov-08	236	190,000
Oct-08	303	185,000
Sep-08	301	189,900
Aug-08	342	179,900
Jul-08	399	184,340
Jun-08	347	189,900



The Average Days on Market by Month

Jun-08 vs. Jun-09: The average days on market is up 0%

Month	Average DOM	# UC Units
Jun-09	132	228
May-09	118	200
Apr-09	118	199
Mar-09	125	157
Feb-09	138	126
Jan-09	138	121
Dec-08	150	87
Nov-08	129	108
Oct-08	120	99
Sep-08	110	129
Aug-08	117	133
Jul-08	112	190
Jun-08	132	175



Months Supply of Inventory

Co

Jun-08 vs. Jun-09: The average months supply of inventory is down 31%

Month	# Units For Sale Last Day of Month	# UC Units During Month	MSI	UC Average DOM
Jun-09	1,866	228	8	132
May-09	1,926	200	10	118
Apr-09	1,976	199	10	118
Mar-09	2,017	157	13	125
Feb-09	1,992	126	16	138
Jan-09	1,963	121	16	138
Dec-08	1,919	87	22	150
Nov-08	1,956	108	18	129
Oct-08	1,998	99	20	120
Sep-08	2,028	129	16	110
Aug-08	2,068	133	16	117
Jul-08	2,057	190	11	112
Jun-08	2,069	175	12	132

