

Local Market Update – June 2018

A RESEARCH TOOL PROVIDED BY THE COLUMBUS REALTORS®
BASED ON RESIDENTIAL LISTING DATA ONLY



German Village

June

Year to Date

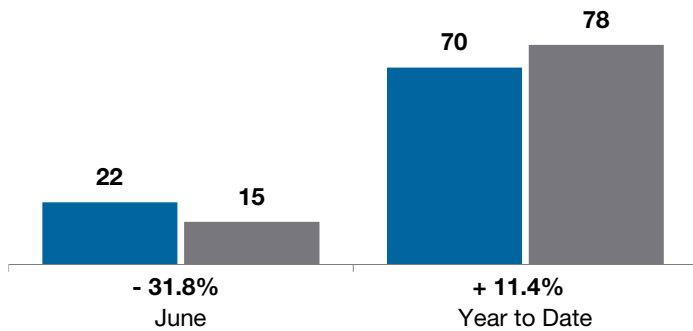
Franklin County (43206 and German Village subdivision)

	2017	2018	+ / -	2017	2018	+ / -
Closed Sales	22	15	- 31.8%	70	78	+ 11.4%
In Contracts	--	5	--	--	73	--
Average Sales Price	\$457,827	\$529,593	+ 15.7%	\$439,737	\$512,456	+ 16.5%
Median Sales Price*	\$374,950	\$385,000	+ 2.7%	\$378,750	\$406,000	+ 7.2%
Average Price per Square Foot*	\$251.92	\$260.53	+ 3.4%	\$244.67	\$267.75	+ 9.4%
Percent of Original List Price Received*	93.1%	96.5%	+ 3.7%	95.5%	95.0%	- 0.5%
Percent of Last List Price Received*	96.5%	98.5%	+ 2.1%	97.5%	97.2%	- 0.3%
Days on Market Until Sale	89	27	- 69.7%	49	55	+ 12.2%
New Listings	18	19	+ 5.6%	94	84	- 10.6%
Median List Price of New Listings	\$465,778	\$359,900	- 22.7%	\$416,000	\$419,900	+ 0.9%
Median List Price at Time of Sale	\$374,950	\$387,500	+ 3.3%	\$380,375	\$407,450	+ 7.1%
Inventory of Homes for Sale	--	37	--	--	--	--
Months Supply of Inventory	--	3.1	--	--	--	--

* Does not account for seller concessions.

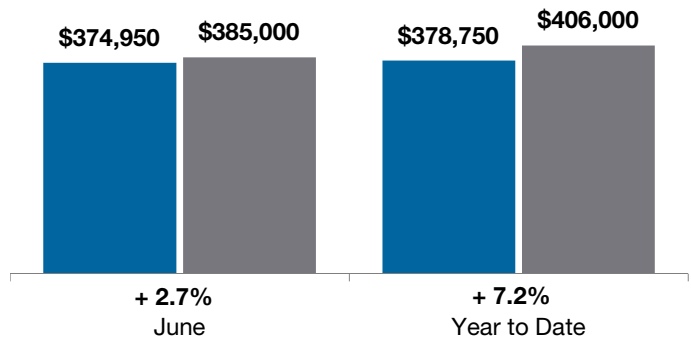
Closed Sales

■ 2017 ■ 2018

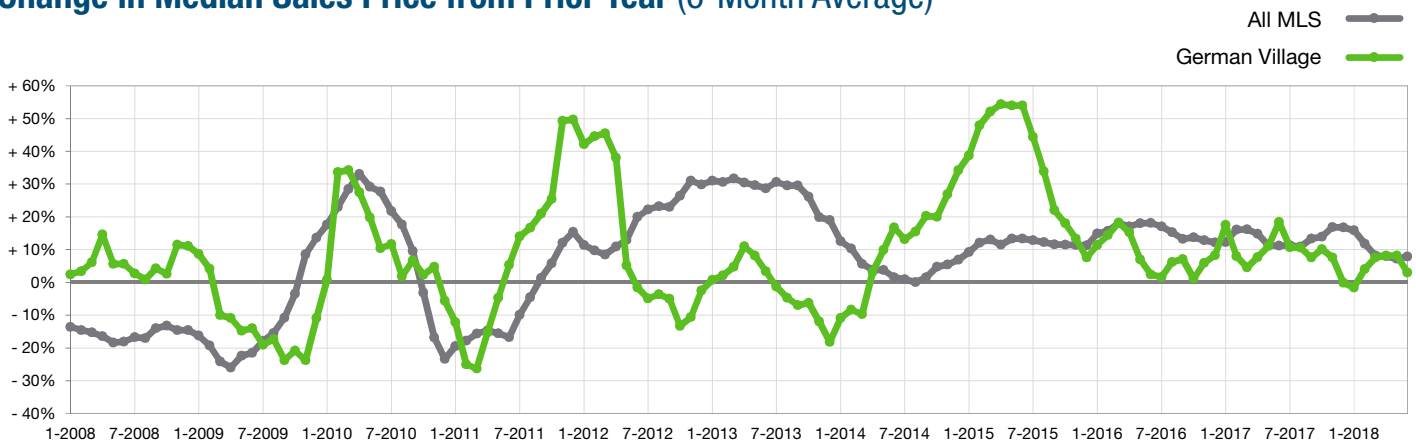


Median Sales Price

■ 2017 ■ 2018



Change in Median Sales Price from Prior Year (6-Month Average)**



** Each dot represents the change in median sales price from the prior year using a 6-month weighted average. This means that each of the 6 months used in a dot are proportioned according to their share of sales during that period.

Local Market Update – June 2018

A RESEARCH TOOL PROVIDED BY THE COLUMBUS REALTORS®
 BASED ON RESIDENTIAL LISTING DATA ONLY



German Village

Franklin County (43206 and German Village subdivision)

