

# Local Market Update – June 2018

A RESEARCH TOOL PROVIDED BY THE COLUMBUS REALTORS®  
BASED ON RESIDENTIAL LISTING DATA ONLY



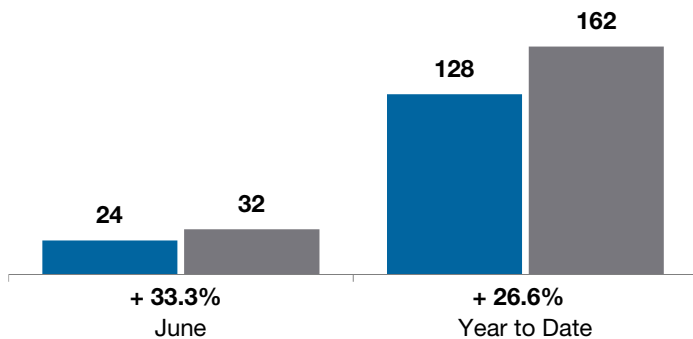
## Downtown Columbus (43215)

Franklin County

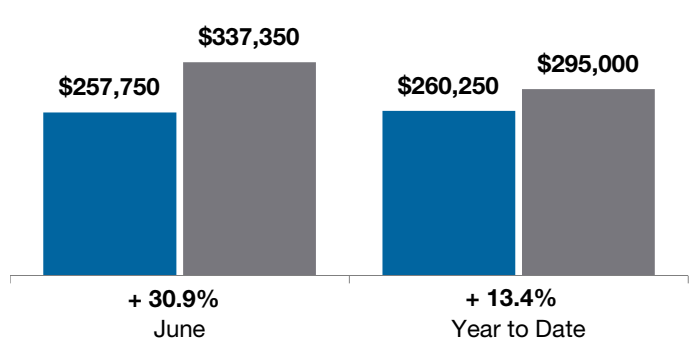
	June			Year to Date		
	2017	2018	+ / -	2017	2018	+ / -
Closed Sales	24	32	+ 33.3%	128	162	+ 26.6%
In Contracts	--	28	--	--	171	--
Average Sales Price	\$292,633	<b>\$374,388</b>	+ 27.9%	\$345,295	<b>\$349,971</b>	+ 1.4%
Median Sales Price*	\$257,750	<b>\$337,350</b>	+ 30.9%	\$260,250	<b>\$295,000</b>	+ 13.4%
Average Price per Square Foot*	\$245.87	<b>\$256.34</b>	+ 4.3%	\$247.24	<b>\$251.39</b>	+ 1.7%
Percent of Original List Price Received*	96.5%	<b>96.8%</b>	+ 0.3%	97.5%	<b>97.3%</b>	- 0.2%
Percent of Last List Price Received*	98.1%	<b>98.4%</b>	+ 0.3%	98.7%	<b>99.1%</b>	+ 0.4%
Days on Market Until Sale	44	59	+ 34.1%	49	60	+ 22.4%
New Listings	37	35	- 5.4%	228	221	- 3.1%
Median List Price of New Listings	\$284,900	<b>\$284,900</b>	0.0%	\$324,900	<b>\$300,000</b>	- 7.7%
Median List Price at Time of Sale	\$255,000	<b>\$342,450</b>	+ 34.3%	\$262,750	<b>\$299,950</b>	+ 14.2%
Inventory of Homes for Sale	--	91	--	--	--	--
Months Supply of Inventory	--	3.7	--	--	--	--

\* Does not account for seller concessions.

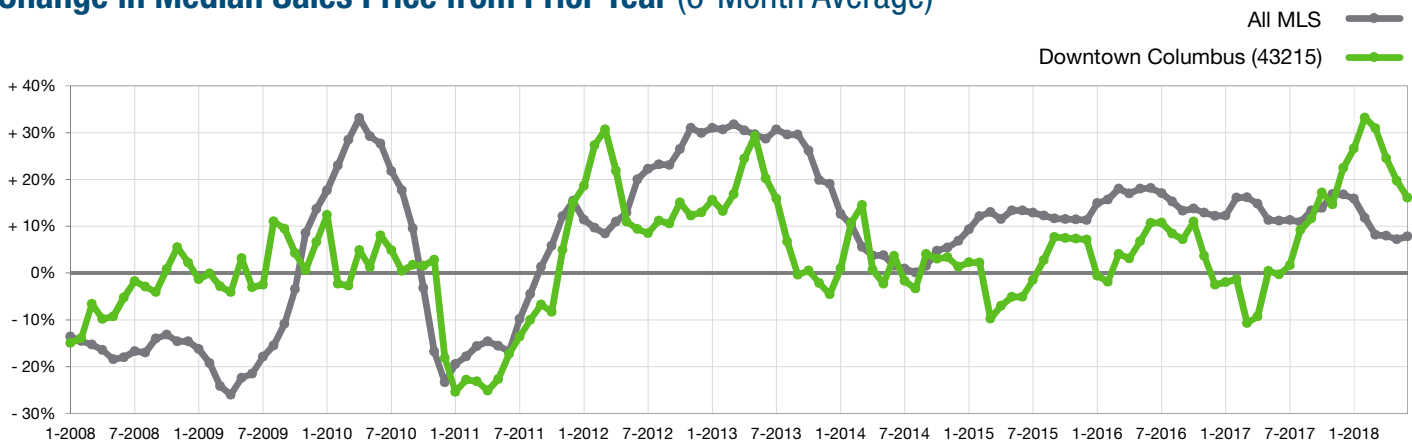
### Closed Sales



### Median Sales Price



### Change in Median Sales Price from Prior Year (6-Month Average)\*\*



\*\* Each dot represents the change in median sales price from the prior year using a 6-month weighted average. This means that each of the 6 months used in a dot are proportioned according to their share of sales during that period.

# Local Market Update – June 2018

A RESEARCH TOOL PROVIDED BY THE COLUMBUS REALTORS®  
 BASED ON RESIDENTIAL LISTING DATA ONLY

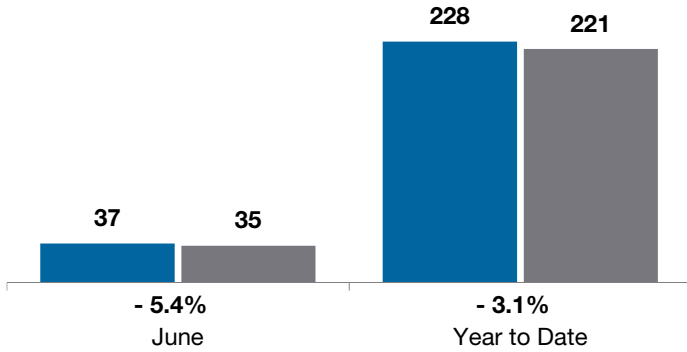


## Downtown Columbus (43215)

Franklin County

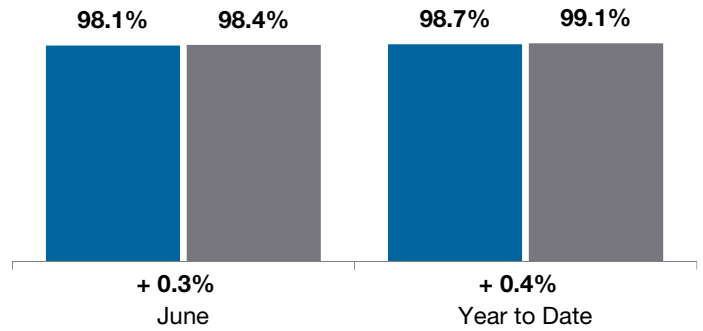
### New Listings

■ 2017 ■ 2018



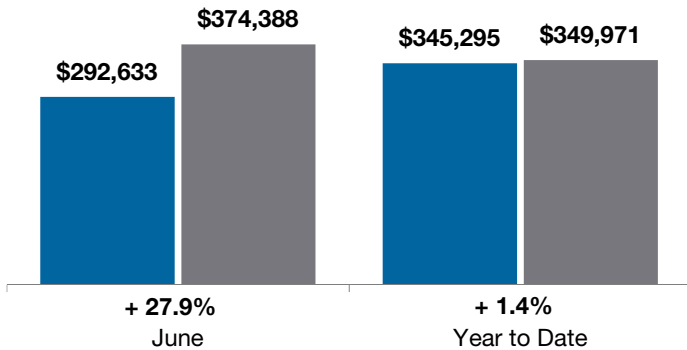
### Pct of Last List Price Received

■ 2017 ■ 2018



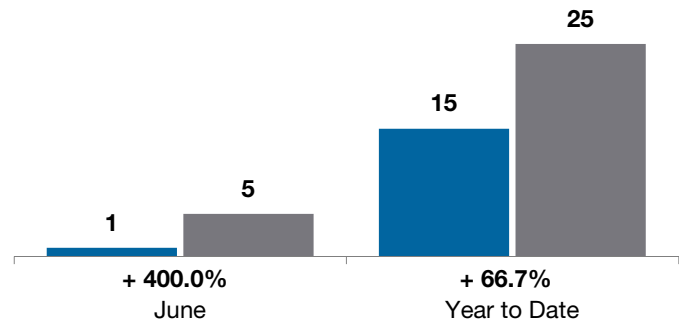
### Average Sales Price

■ 2017 ■ 2018



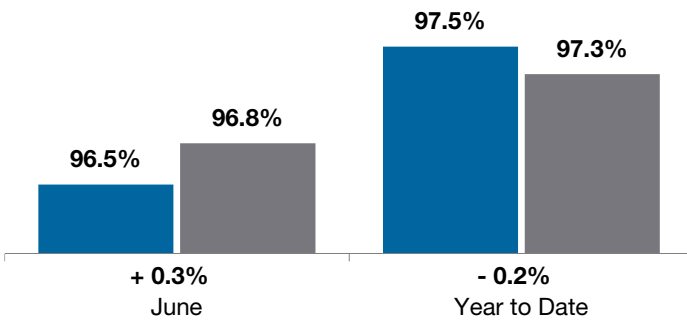
### Single Family Sales

■ 2017 ■ 2018



### Pct. of Orig. List Price Received

■ 2017 ■ 2018



### Condo Sales

■ 2017 ■ 2018

